


MY ARCHITECTURE
EDIBLE ART
STRUCTURES
WORKSHOPS



EDIBLE ART STRUCTURES

Highlights

Have you ever thought about how houses and other structures are built? It's a pretty cool process! But what if we told you there's a fun way to learn about it using food? That's right! Building houses and structures from snacks can help us understand construction while having a great time!

When you build with food, you get to be creative and use your imagination. Plus, you can eat your creations afterward! It's a tasty way to learn about different parts of a house and how they fit together.



Materials

- Spaghetti (dried and uncooked))
- Pretzel sticks
- Marshmallows
- Gummies (round or square shaped)
- Cheese Puffs



Make sure that the "bar" for your structure can easily poke into the food you are using. Spaghetti is fine for a marshmallow but it will break if you try to poke a gummy with it!




EDIBLE ART STRUCTURES

Instructions

Step 1:

Start by creating a solid foundation. Use marshmallows as anchor points and stick pretzel sticks into them to form a square or rectangle. This will be the base of your structure!



Step 2:

Next, use more pretzel sticks to build walls on top of your base. Connect them by pushing the ends into marshmallows or round gummies. You can also break spaghetti into smaller pieces to create different shapes and designs—let your imagination run wild!



Step 3:

Once your structure is built, it's time to decorate! When you're done, take a moment to admire your edible art, and then enjoy eating it!



Design Dots:

Geometry and Shapes in Edible Structures

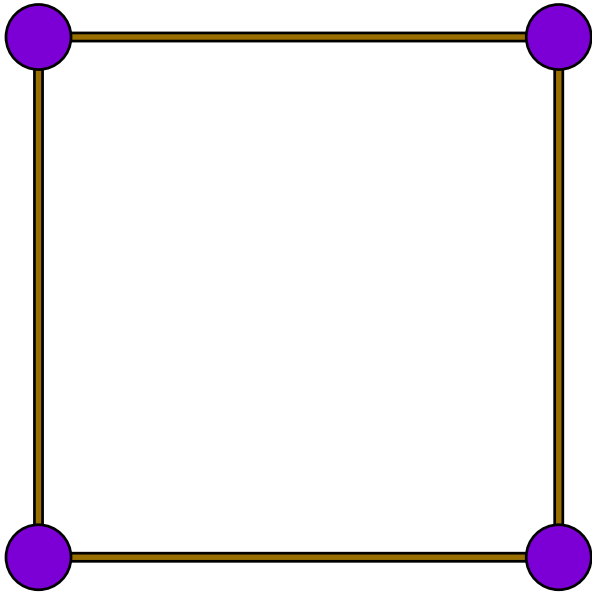
In architecture and engineering, geometry plays a key role in designing stable structures. By using marshmallows and pretzel sticks to create squares or rectangles, you're exploring basic shapes that form the foundation of more complex designs. Understanding how shapes like squares, triangles, and rectangles work together helps architects and engineers create stable, functional buildings. This lesson shows how geometry and shapes are essential to building strong, well-designed structures.



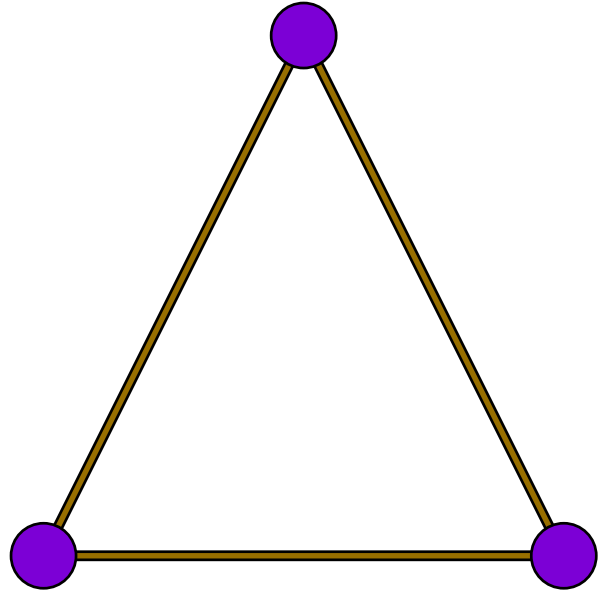
EDIBLE ART STRUCTURES



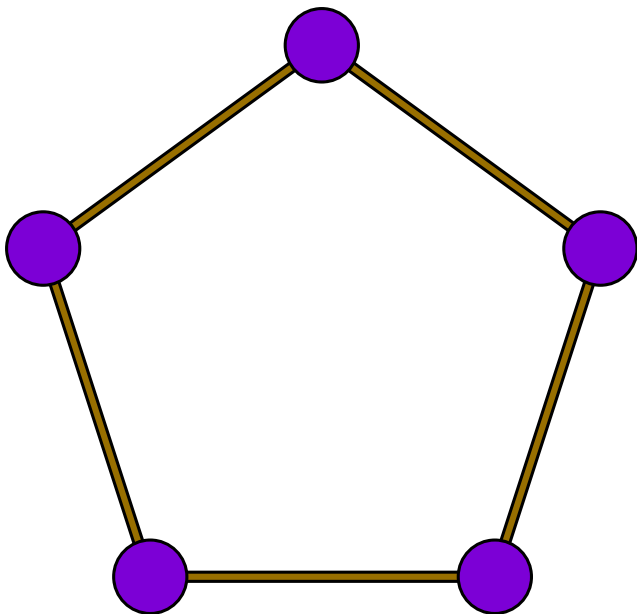
Square



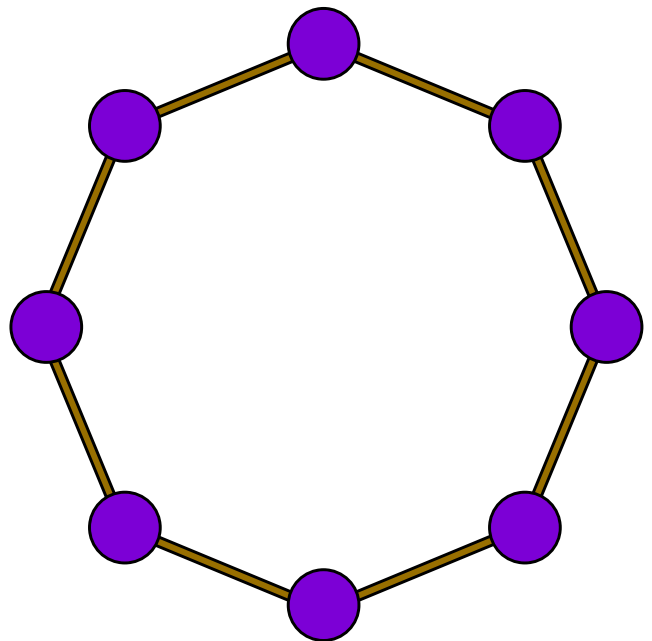
Triangle



Hexagon



Octagon



EDIBLE ART STRUCTURES

