

MY ARCHITECTURE WORKSHOPS

AITE  
SELF GUIDED  
SESSION  
1







# Reimagine Jackie Robinson Park

## Student Architecture Competition

A Workshop Series by My Architecture Workshops Inc.

### **Self-Guided Session 1:**

The self-guided portion of the workshop series is designed to keep you engaged and involved in the architecture competition while working independently between scheduled workshops. During this time, you'll explore park design concepts, provide valuable feedback, and contribute your ideas to the community. These activities will help you prepare for the next workshop by reflecting on your observations, engaging with peers, and refining your vision for the project.

*Next Steps for Students Ahead of Workshop 2 (January)*





## Mandatory Sign-Up

All participating students must sign up here:

<https://form.jotform.com/243414174967160>

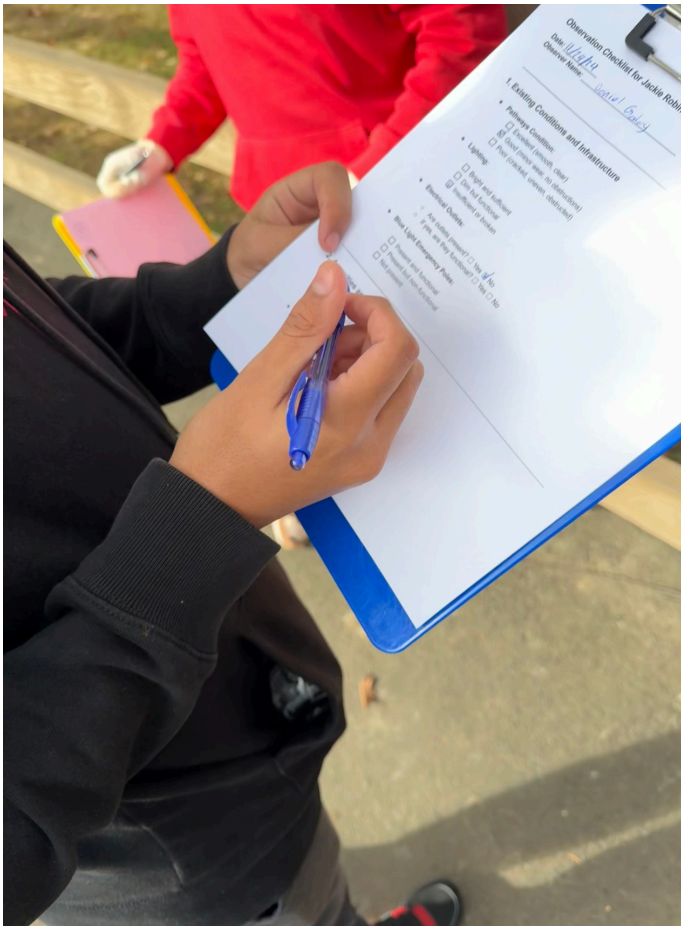
### 1. Workshop 1 Recap

If you missed the **JRP Clean-Up** session:

Download the Architecture Observation Checklist

[www.myarchitectureworkshops.com/aite](http://www.myarchitectureworkshops.com/aite)

Make a safe visit to the park (with permission and supervision if necessary). Use the checklist to observe and record your insights about the park. Submit your completed checklist to the Community Chat by following the steps in Section 4.



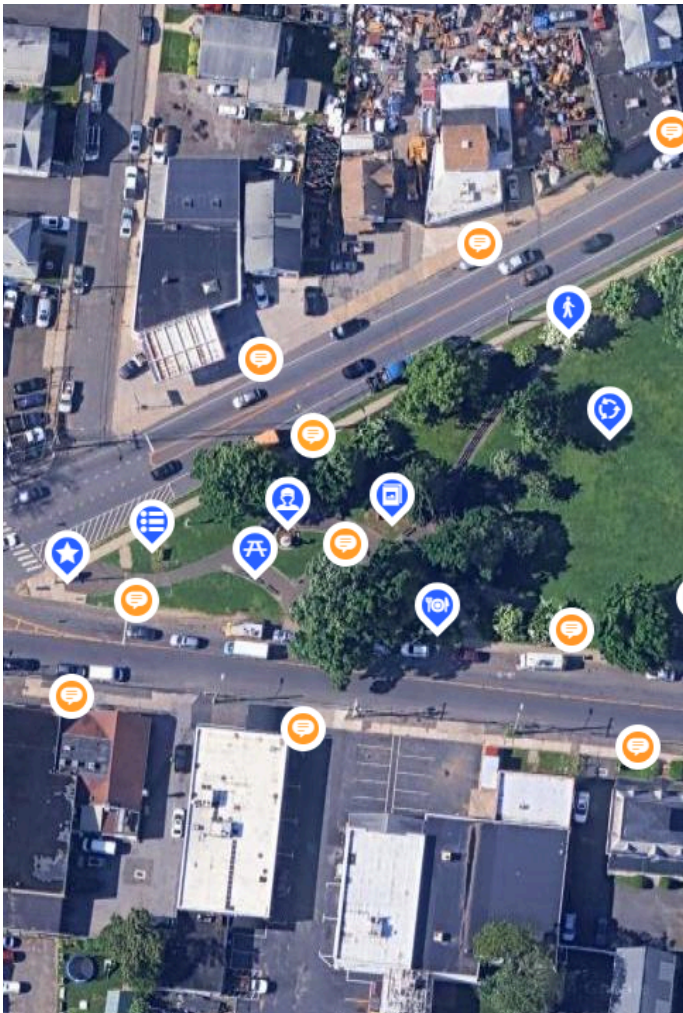
### 2. Fill Out the Online Survey

Visit the survey link: <https://tinyurl.com/JRP-Vision-Survey>

Answer all questions thoughtfully to share your vision for the park.

Submit your responses by **December 20, 2024**.





### 3. Participate in the Interactive Mapping

Go to the interactive mapping page:

[www.myarchitectureworkshops.com/jrp-mapping](http://www.myarchitectureworkshops.com/jrp-mapping)

- Locate and select all **12 QR code markers** on the map.
- Answer the survey questions linked to each marker.
- Reflect on how these questions relate to potential park improvements.




### 4. Upload Photos + Comments in the Community Chat Section

Return to the interactive map:

[www.myarchitectureworkshops.com/jrp-mapping](http://www.myarchitectureworkshops.com/jrp-mapping)

Find the community chat icons on the map. Upload photos of areas in the park and add comments explaining:

- Why the area was chosen.
- What changes or improvements you envision.
- How those changes could benefit the community.





2. Would you like t...	3. Do you think the
Yes, it could use more histori	Yes, it's in a great spot
Yes, it needs better landscap	No, it could be more p
Yes, it needs better landscap	Yes, it's in a great spot
Yes, it needs better landscap	Yes, it's in a great spot
Yes, it needs better landscap	Yes, it's in a great spot
Yes, it needs better landscap	Yes, it's in a great spot
Yes, it needs better landscap	No, it could be more p
Yes, it needs better landscap	Yes, it's in a great spot
No, it's fine as it is.	Yes, it's in a great spot
Yes, it needs better landscap	Yes, it's in a great spot

## 5. Review and Analyze Submitted Answers

Look at the answers submitted by other participants.

Spot similarities and identify common themes in the feedback.

Highlight key trends, such as frequently mentioned ideas or recurring themes (e.g., “more benches” or “better lighting”).



## 6. Identify the Most Impactful Ideas

Instead of just rating answers, focus on the ideas that stand out:

### What makes an idea impactful?

It addresses a big issue or meets a clear need.

It's creative and realistic to achieve.

It would positively affect many people.

Examples of impactful ideas:

- “Create shaded areas with seating for families.”
- “Install recycling bins near picnic spots to keep the park clean.”

Use these examples to inspire how you evaluate others' answers and your own contributions.





## 7. Download, Sketch, and Upload Your Observations

Download the printout map from:

[www.myarchitectureworkshops.com/jrp-thepark](http://www.myarchitectureworkshops.com/jrp-thepark)

Mark areas of the park you think could use improvements or new features.

Sketch potential ideas or highlight opportunities.

Take a photo of your completed map and upload it to the Community Chat Section.



## 8. Review the History of the Park

Visit the project website to explore key documents and the park's history:

[www.myarchitectureworkshops.com/jrp-history](http://www.myarchitectureworkshops.com/jrp-history)

Familiarize yourself with the context and past efforts to help shape your ideas for Workshop 2.

The history of a place is integral to replanning because it preserves cultural identity, fosters community trust, and informs better design decisions by learning from past successes and challenges. Recognizing historical context ensures social and environmental sustainability, often through adaptive reuse of existing structures, and helps address systemic issues like inequality in infrastructure or public amenities. Honoring legacies and stories associated with a place enriches its meaning and ensures new designs resonate with residents.





## 9. Prep for Workshop 2: Concept Development + Community Feedback

Date: January (TBD)

### Objective:

Develop initial concepts and incorporate community feedback.

### Activity:

We will review and further develop these ideas together.

*All student materials can be accessed on the Student Architecture Competition page of the website:*

**[www.myarchitectureworkshops.com/aite](http://www.myarchitectureworkshops.com/aite)**

*This space provides a hub to connect, upload progress, ask questions, and receive feedback.*

## Contact Information

For questions, assistance, or feedback, please reach out. We're looking forward to seeing your creative ideas at Workshop 2!

### Project Lead Architect:

Dominique Moore

[Dominique@myarchitectureworkshops.com](mailto:Dominique@myarchitectureworkshops.com)

### Community Engagement Coordinator:

Angie Hunt

[angie@myarchitectureworkshops.com](mailto:angie@myarchitectureworkshops.com)

### Program Architecture Support:

Alex Hidalgo

[alex@myarchitectureworkshops.com](mailto:alex@myarchitectureworkshops.com)

### AITE Lead

Christine Bisceglie

[CBisceglie@stamfordct.gov](mailto:CBisceglie@stamfordct.gov)

